





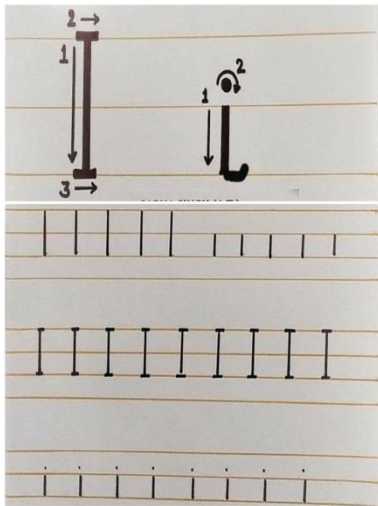

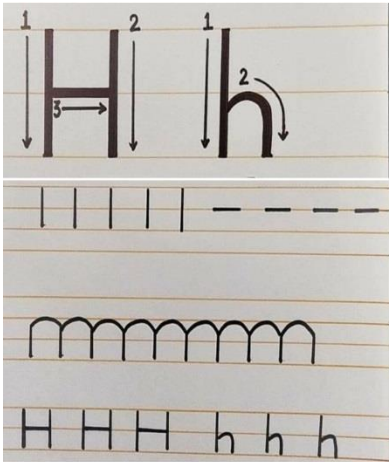

WELLAND GOULDSMITH SCHOOL


ENGLISH WORKSHEET - 2

CLASS : NURSERY

1) Learning to write the letters of the Alphabet:







*Follow the strokes and practice in big check exercise book.


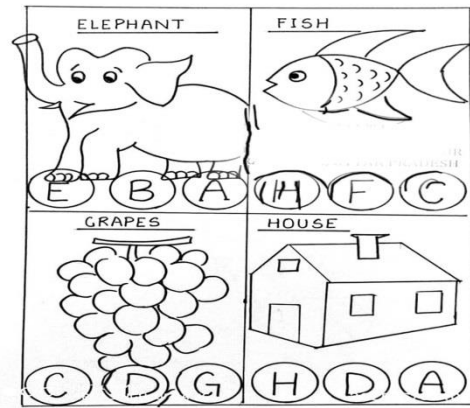

2) Gem English Reader – Do pages 10, 11 , 16 to 18

3) Sing and Learn (Rhymes) :

Page 5 – One Two Buckle my Shoe

Page 6 – Hickory Dickory Dock.

4) Tick the first letter of the object :




5) Match the letter to the correct picture:

Match the letter to the correct picture.

1) D	
2) I	
3) A	
4) F	
5) J	

Match the letter to the correct picture.

1) C	
2) E	
3) B	
4) G	
5) H	